

Chandrapal Dadsena
Government College,
Pithora,
Mahasamund (C.G.)

Feedback Report

2021-22




Principal
Chandrapal dadsena Govt.
College Pithora
Distt-Mahasamund(C.G.)

STUDENT FEEDBACK 2021-22

SCORING			
4	3	2	1
A	B	C	D
Very good	Good	Satisfactory	Unsatisfactory

Questions Student-Academic Feedback form

Q. Code	Parameters
Q1	Depth of the course content including project work, if any
Q2	Extent of coverage of course
Q3	Applicability / relevance to real life situations
Q4	Learning value (in terms of knowledge, concepts, manual skills, and analytical abilities and broadening perspectives)
Q5	Clarity and relevance of textual reading material
Q6	Relevance of additional source material (online/library)
Q7	Extent of effort required by students
Q8	Provision of sufficient time for feedback
Q9	Overall rating

Questions Student-Faculty Feedback form

Q. Code	Parameters
Q1	Knowledge base of the teacher (as perceived by student)
Q2	Communication Skills (in terms of articulation and comprehensibility)
Q3	Sincerity / Commitment of the teacher
Q4	Interest generated by the teacher
Q5	Ability to integrate course material with environment/other issues, to provide a broader perspective
Q6	Ability to integrate content with other courses
Q7	Accessibility of the teacher in and out of the class (includes availability of the teacher to motivate further study and discussion outside class)
Q8	Ability to design quizzes/Tests/ assignments/ examinations and projects to evaluate students understanding of the course
Q9	Overall rating

Questions Teachers-Academic Feedback form

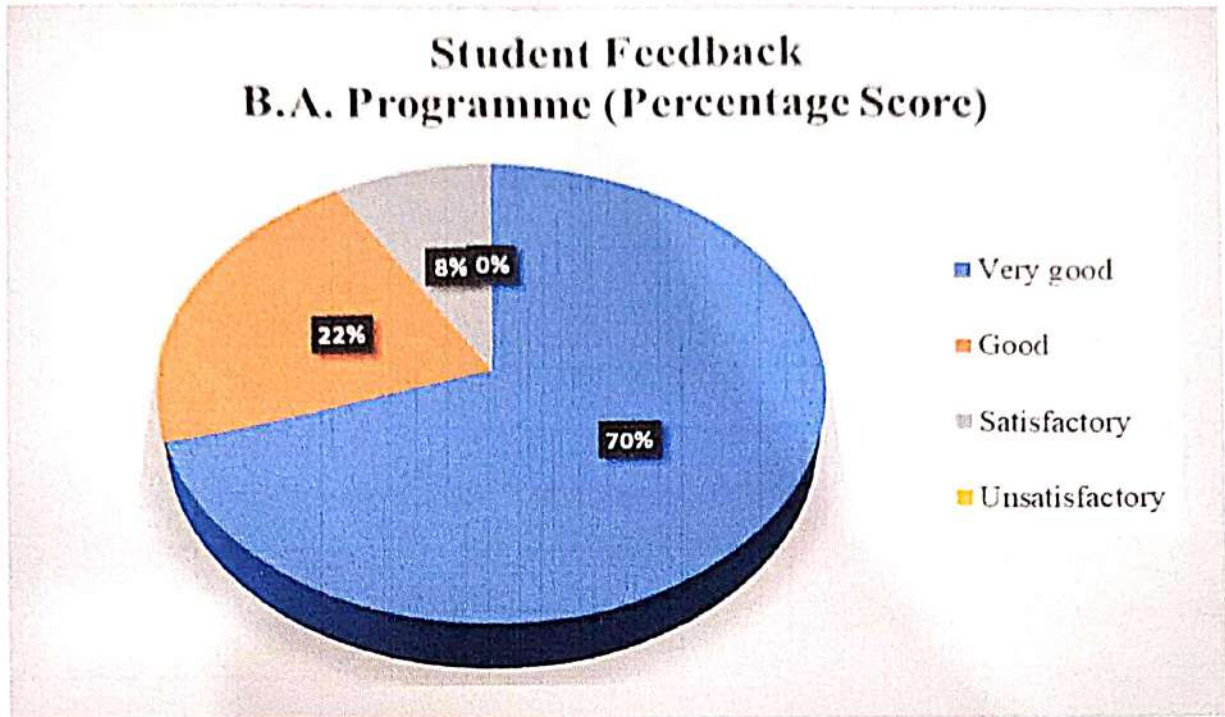
Q. Code	Parameters
Q1	Depth of the course content including project work, if any
Q2	Extent of coverage of course
Q3	Applicability / relevance to real life situations
Q4	Learning value (in terms of knowledge, concepts, manual skills, and analytical abilities and broadening perspectives)
Q5	Clarity and relevance of textual reading material
Q6	Relevance of additional source material (online/library)
Q7	Extent of effort required by students
Q8	Provision of sufficient time for feedback
Q9	Overall rating



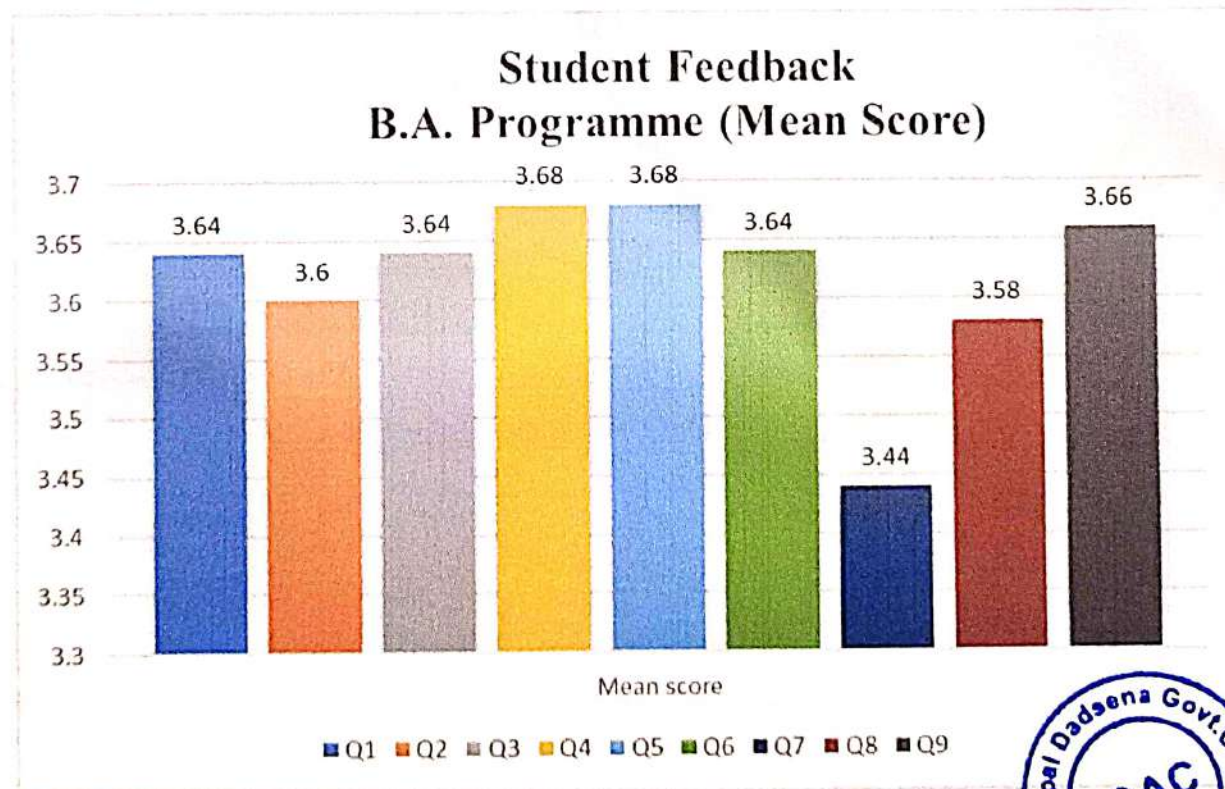
Result Analysis & Reports

No. of students participating – B.A. Programme (50) = Total 446

Student Feedback – B.A. Programme



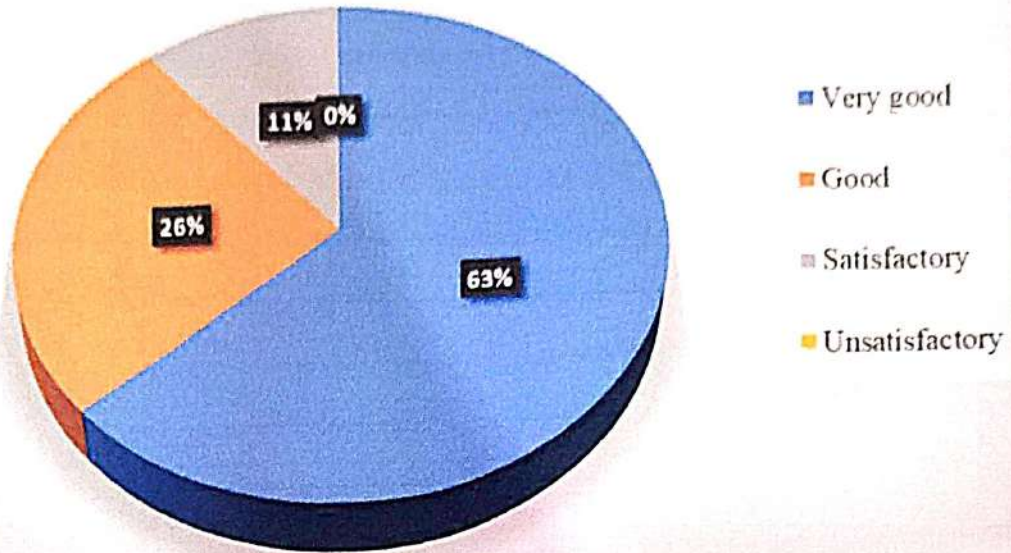
PERCENT RESPONSE



No. of students participating – B. COM (42) = Total 42

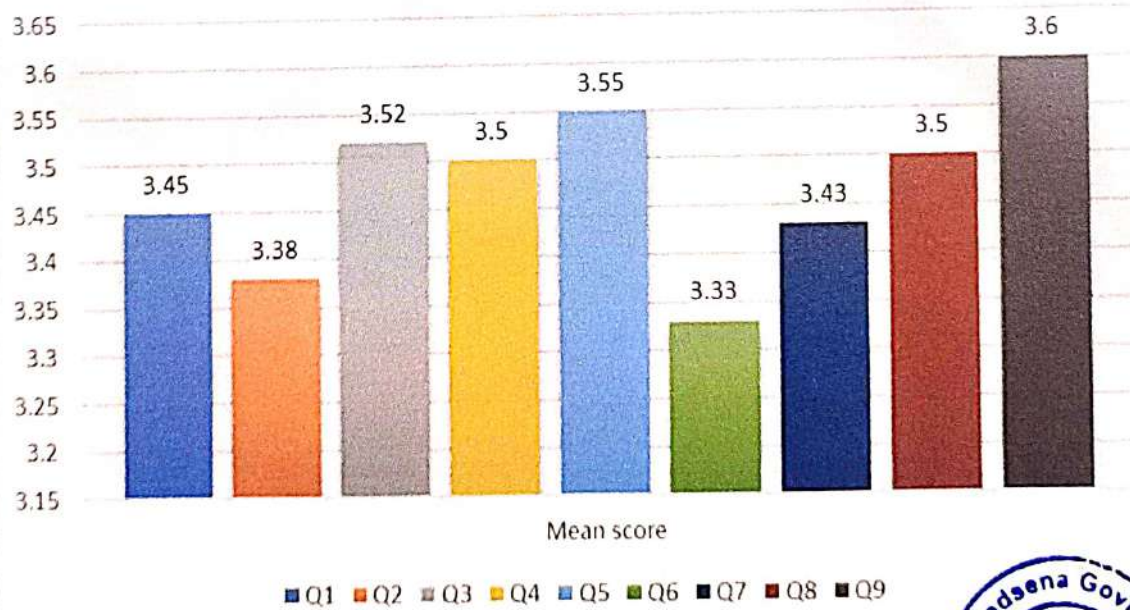
Student Feedback – B. COM Programme

Student Feedback B. COM (Percentage Score)



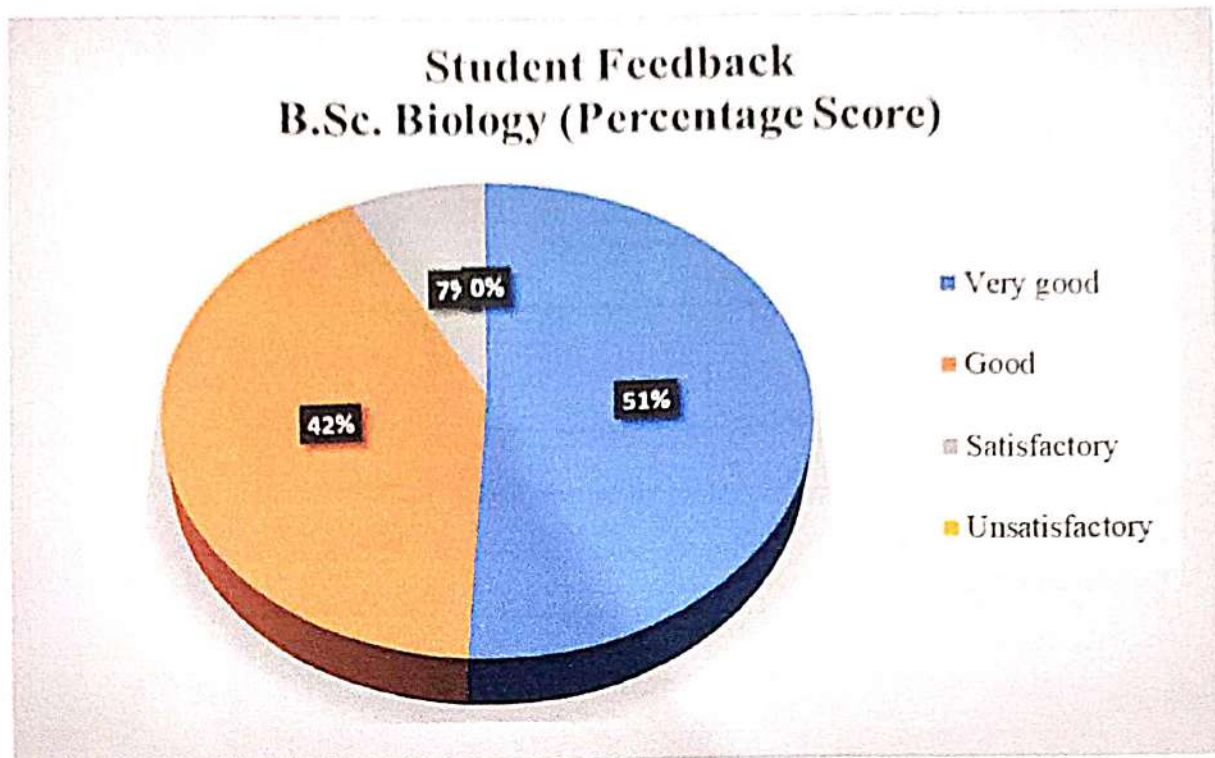
PERCENT RESPONSE

Student Feedback B. COM (Mean Score)

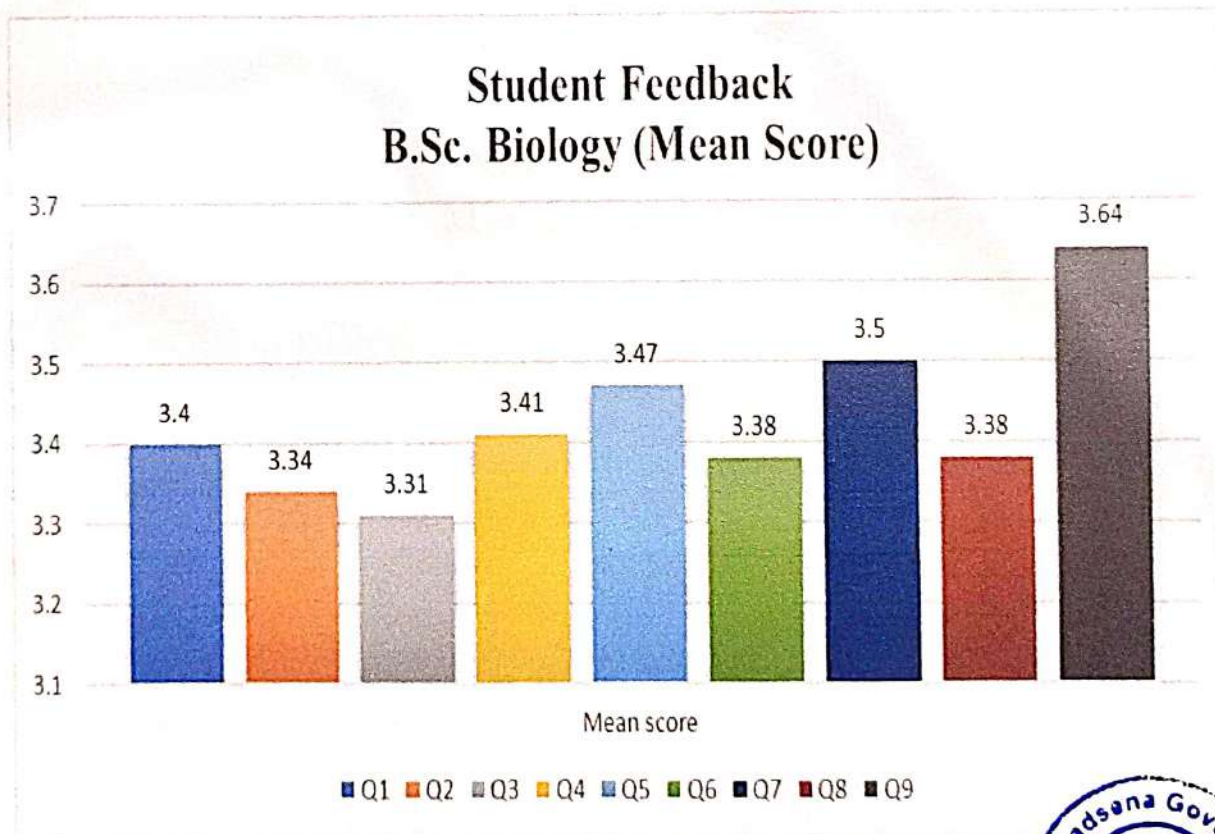


No. of students participating – B.Sc. Biology (70) = Total 70

Student Feedback – B.Sc. Biology



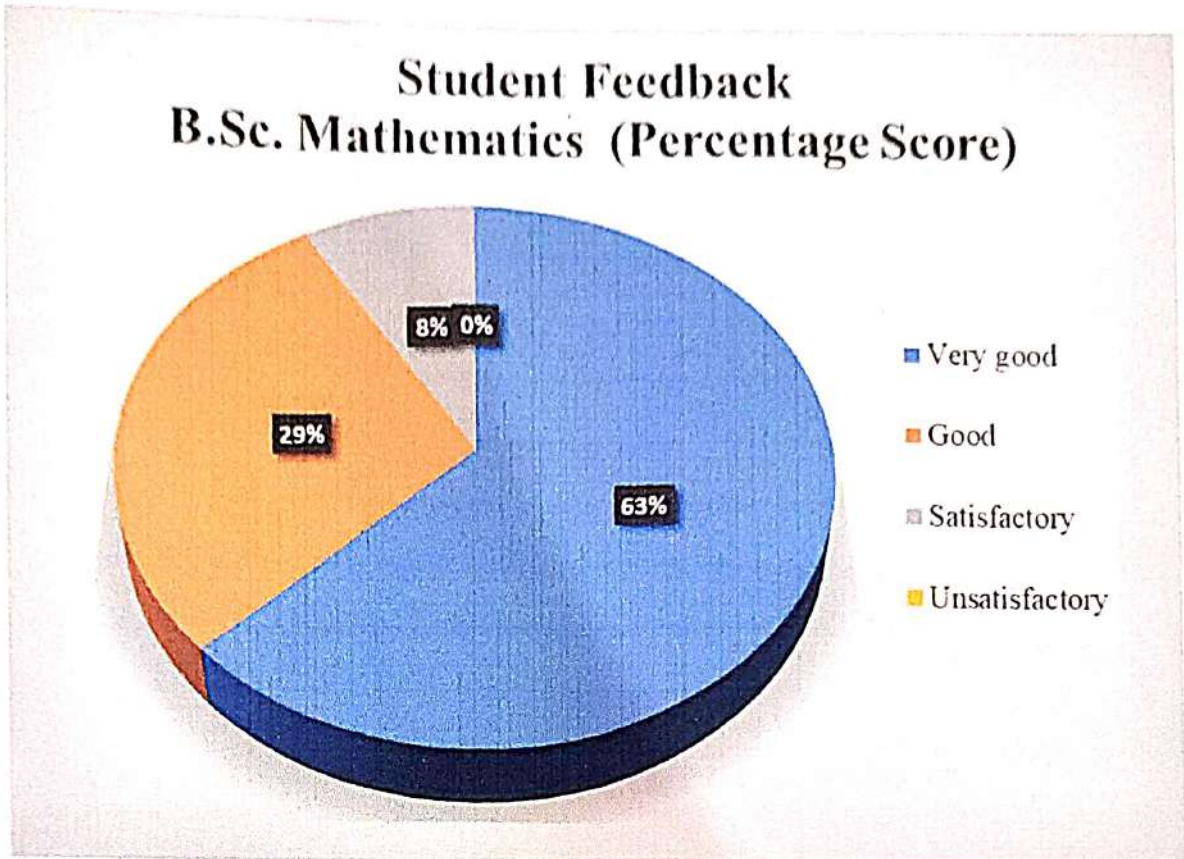
PERCENT RESPONSE



No. of students participating – B.Sc. Mathematics (57) = Total 57

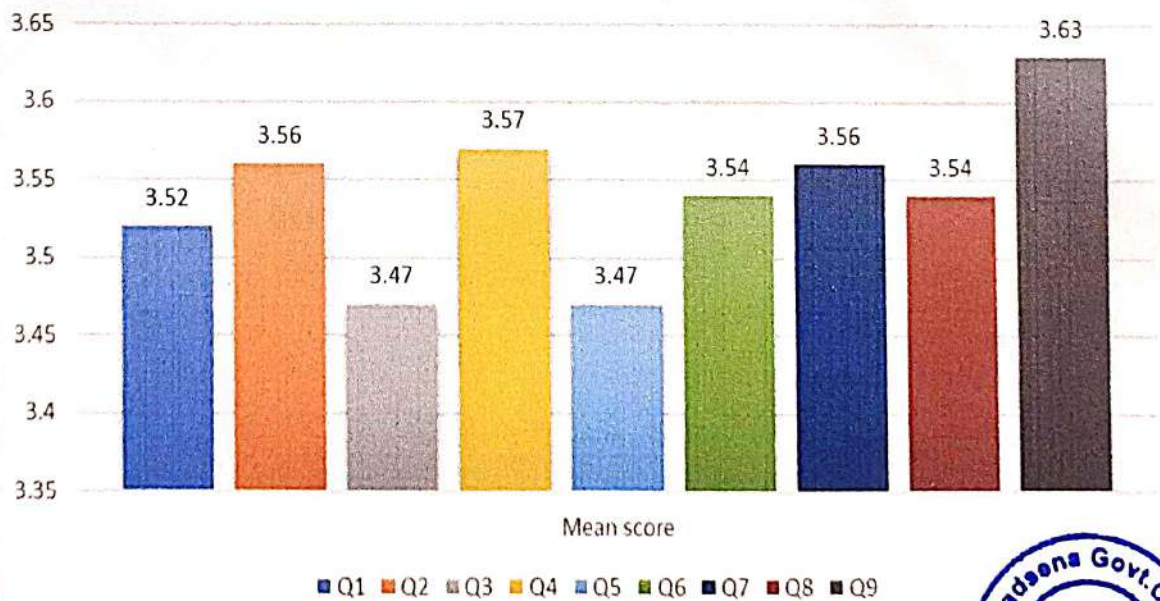
Student Feedback – B.Sc. Mathematics

Student Feedback B.Sc. Mathematics (Percentage Score)



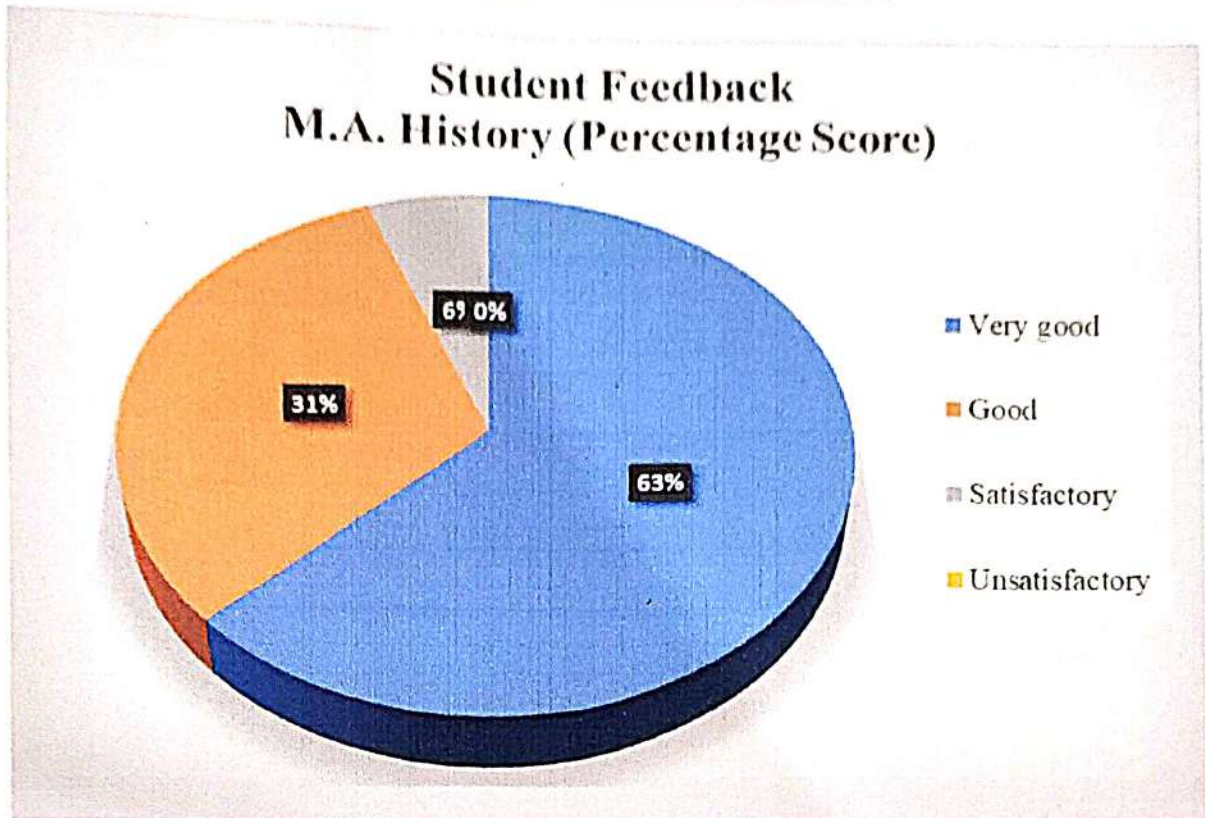
PERCENT RESPONSE

Student Feedback B.Sc. Mathematics (Mean Score)

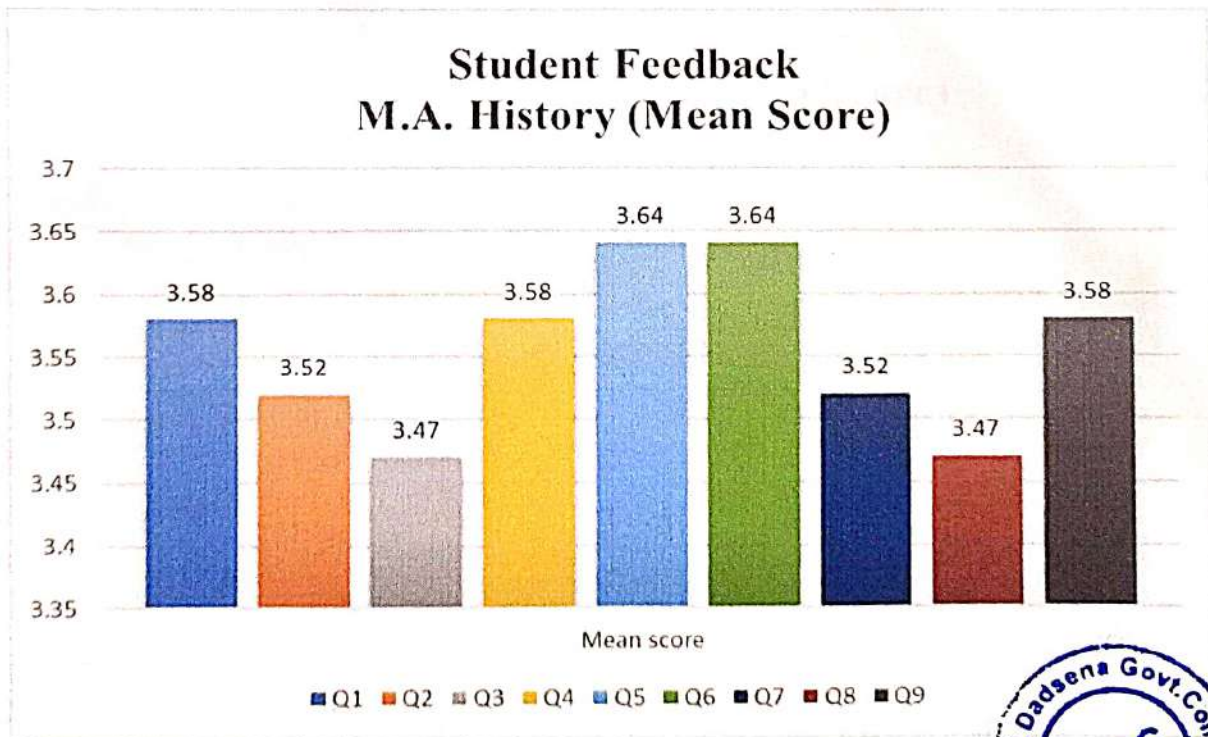


No. of students participating – M.A. History (17) = Total 17

Student Feedback – M.A. History



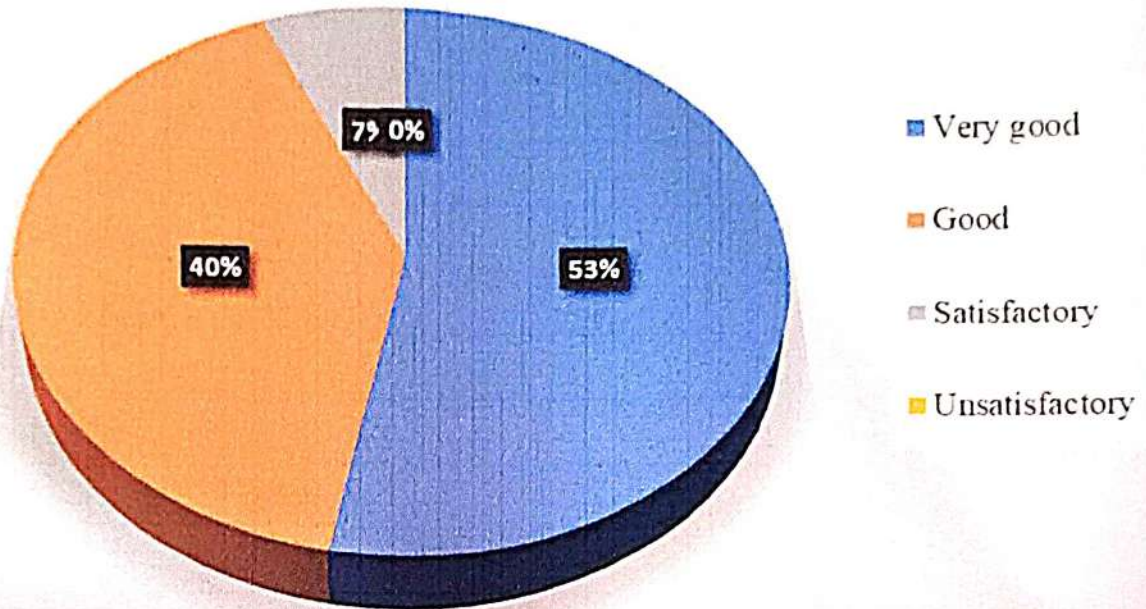
PERCENT RESPONSE



No. of students participating – M.A. Hindi (51) = Total 51

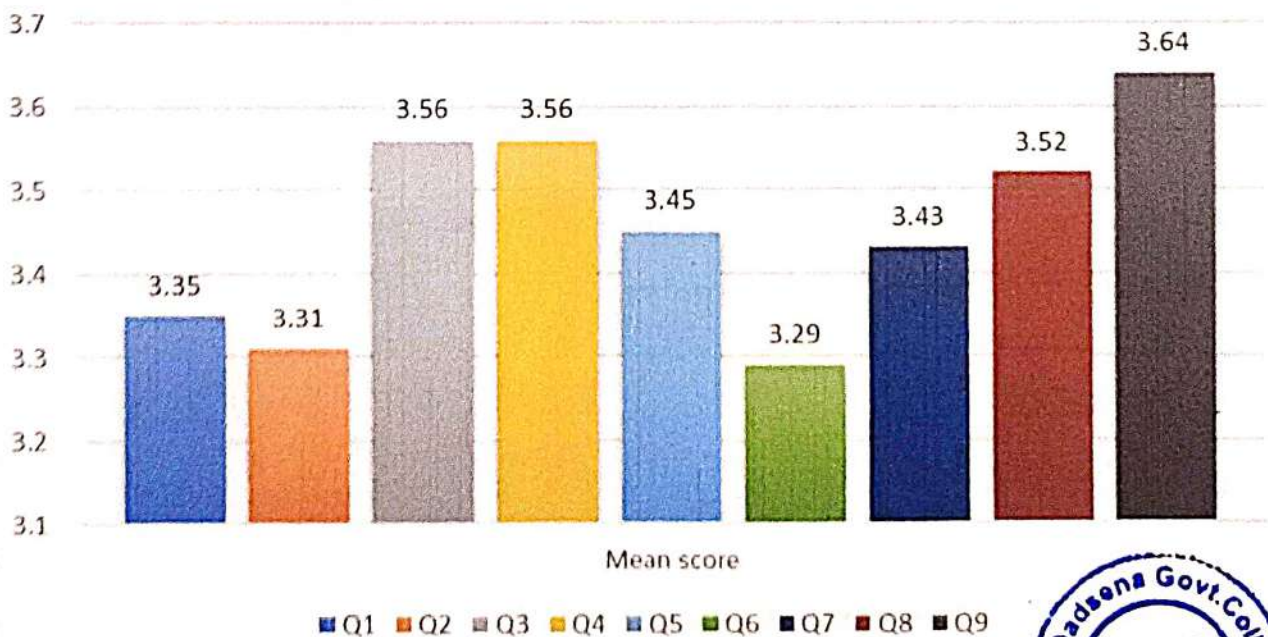
Student Feedback – M.A. Hindi

Student Feedback M.A. Hindi (Percentage Score)



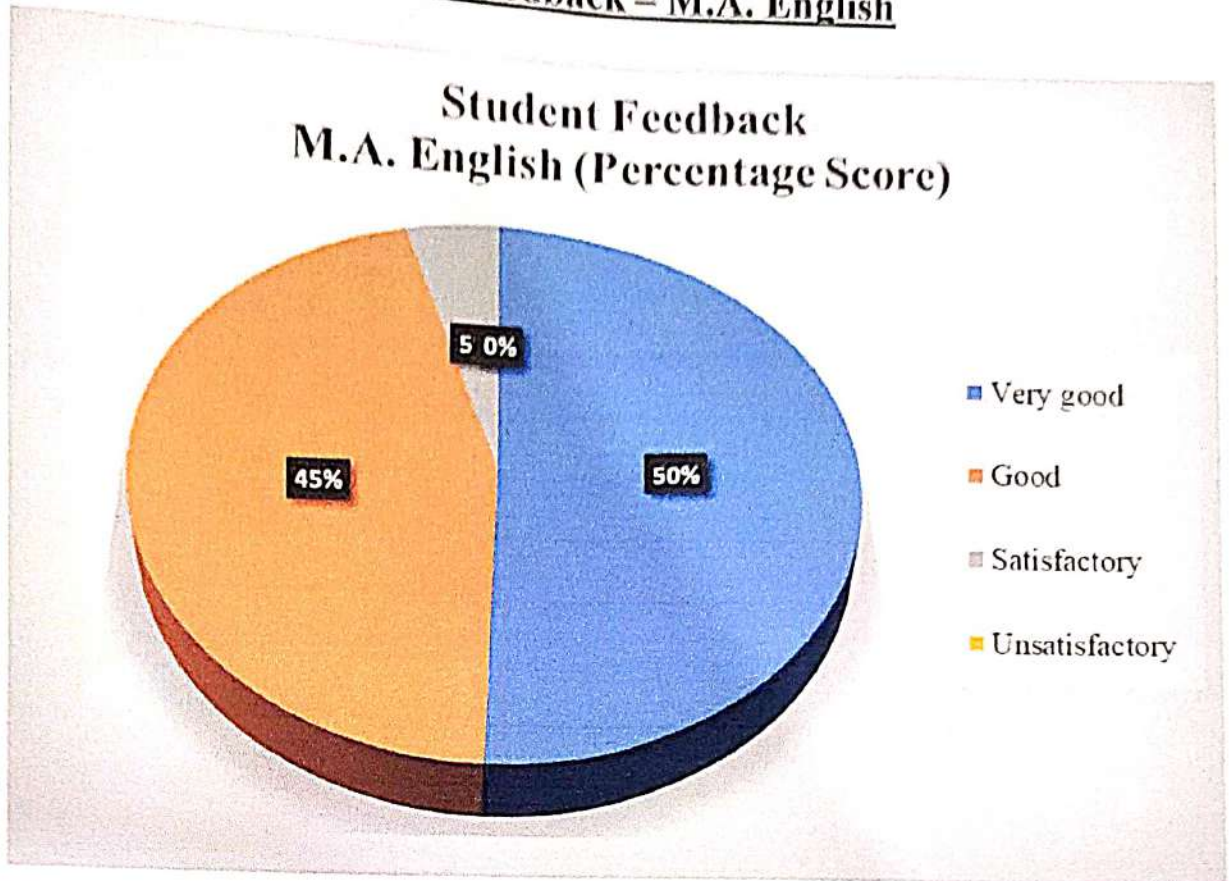
PERCENT RESPONSE

Student Feedback M.A. Hindi (Mean Score)

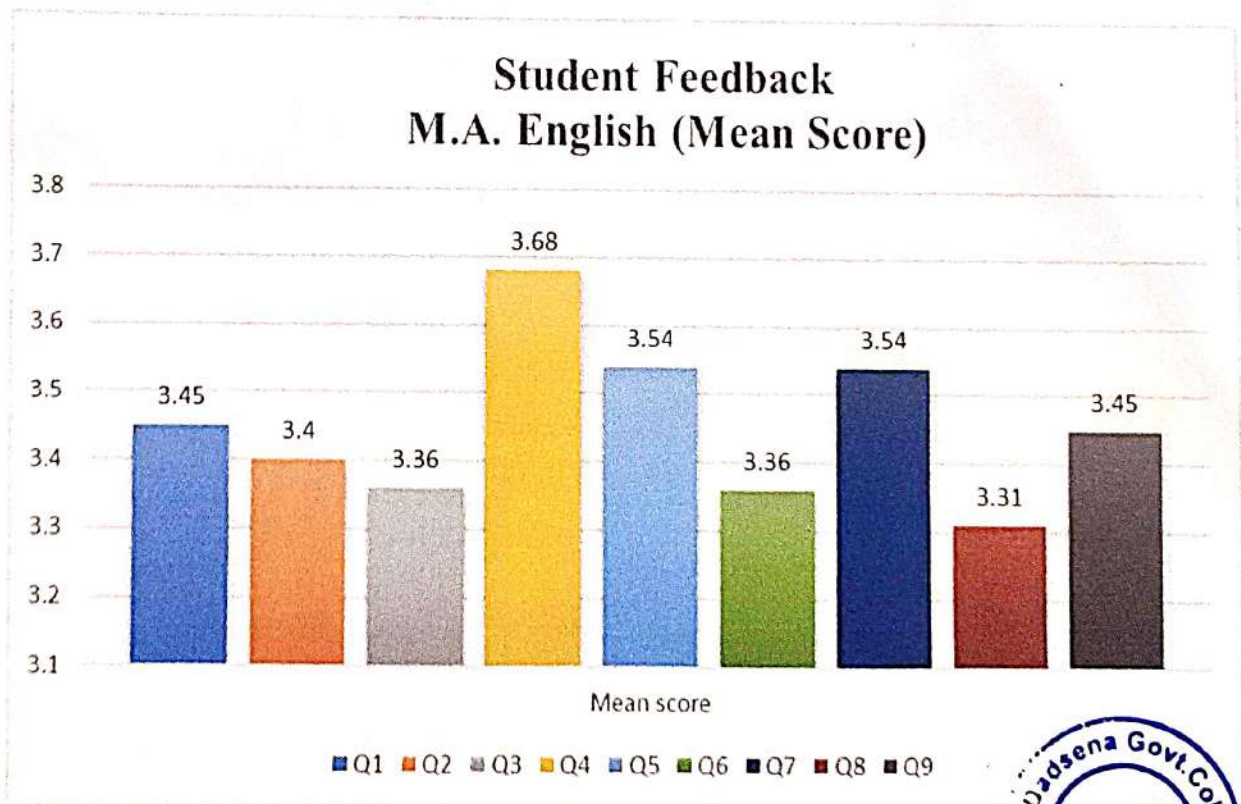


No. of students participating – M.A. English (22) = Total 22

Student Feedback – M.A. English

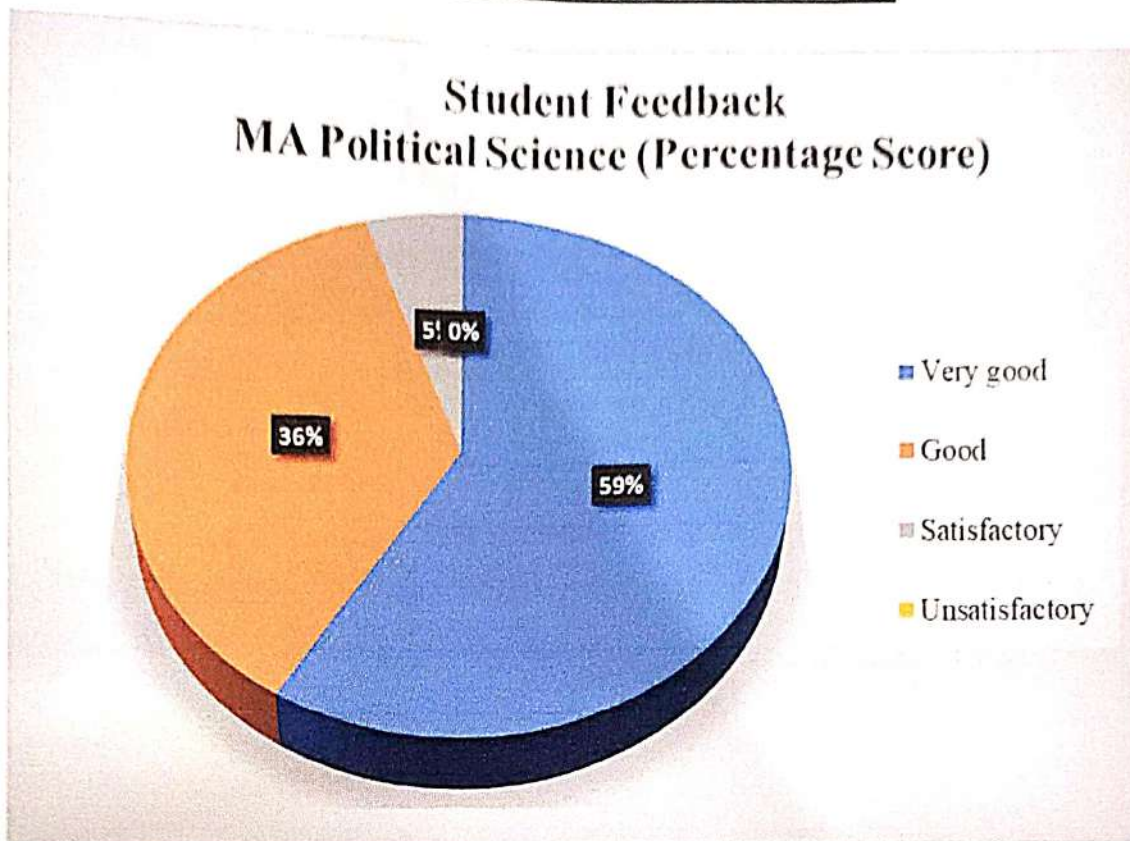


PERCENT RESPONSE

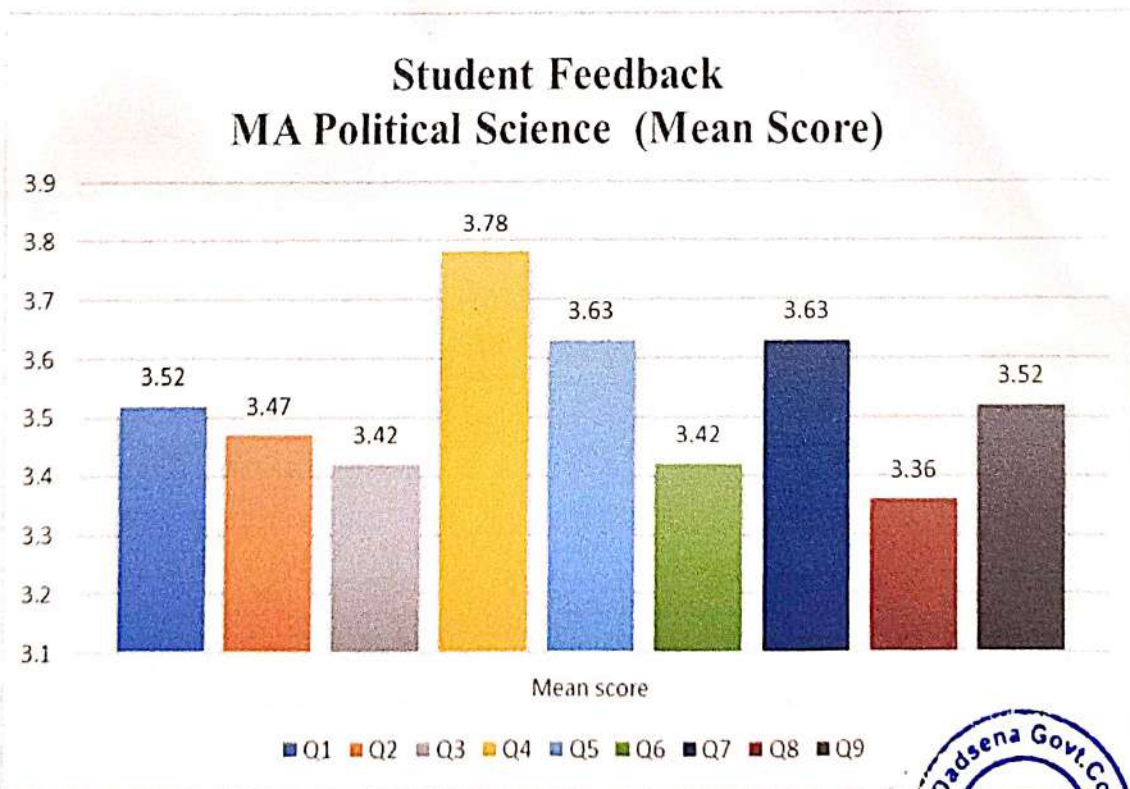


No. of students participating – M.A. Political Science (19) = Total 19

Student Feedback – M.A. Political Science

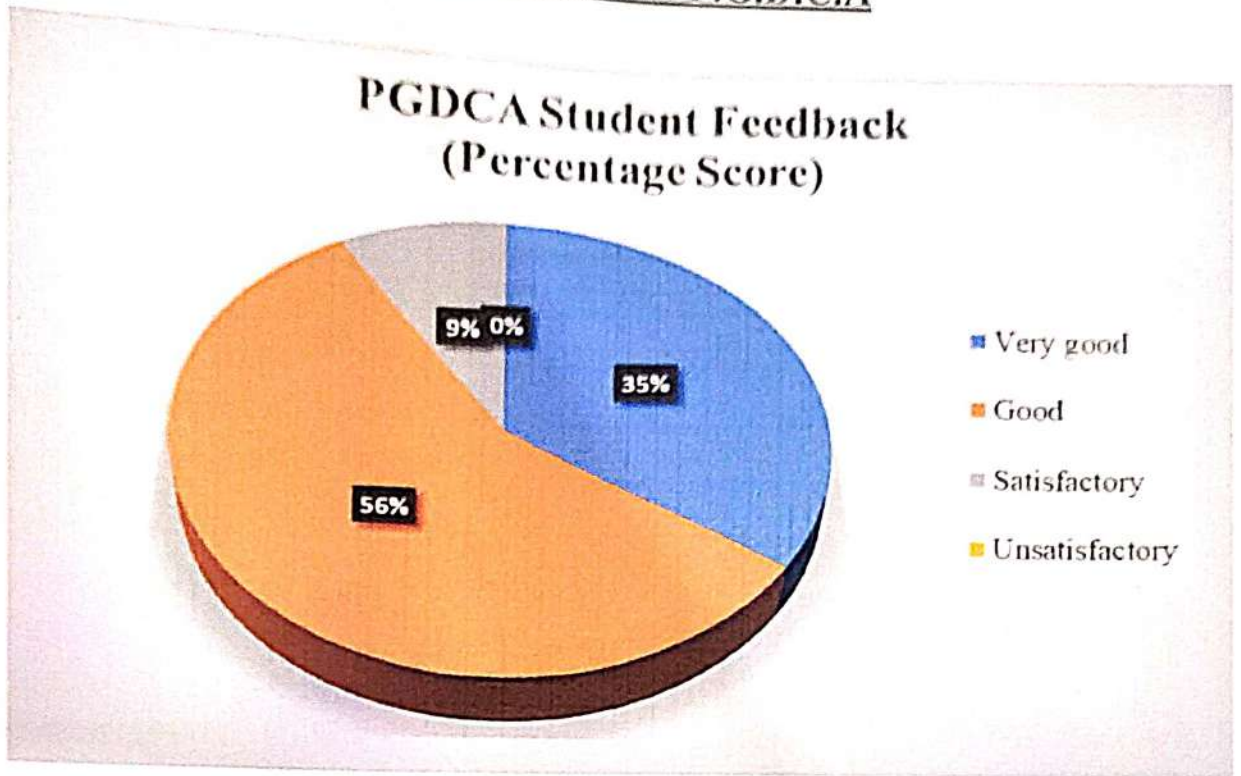


PERCENT RESPONSE

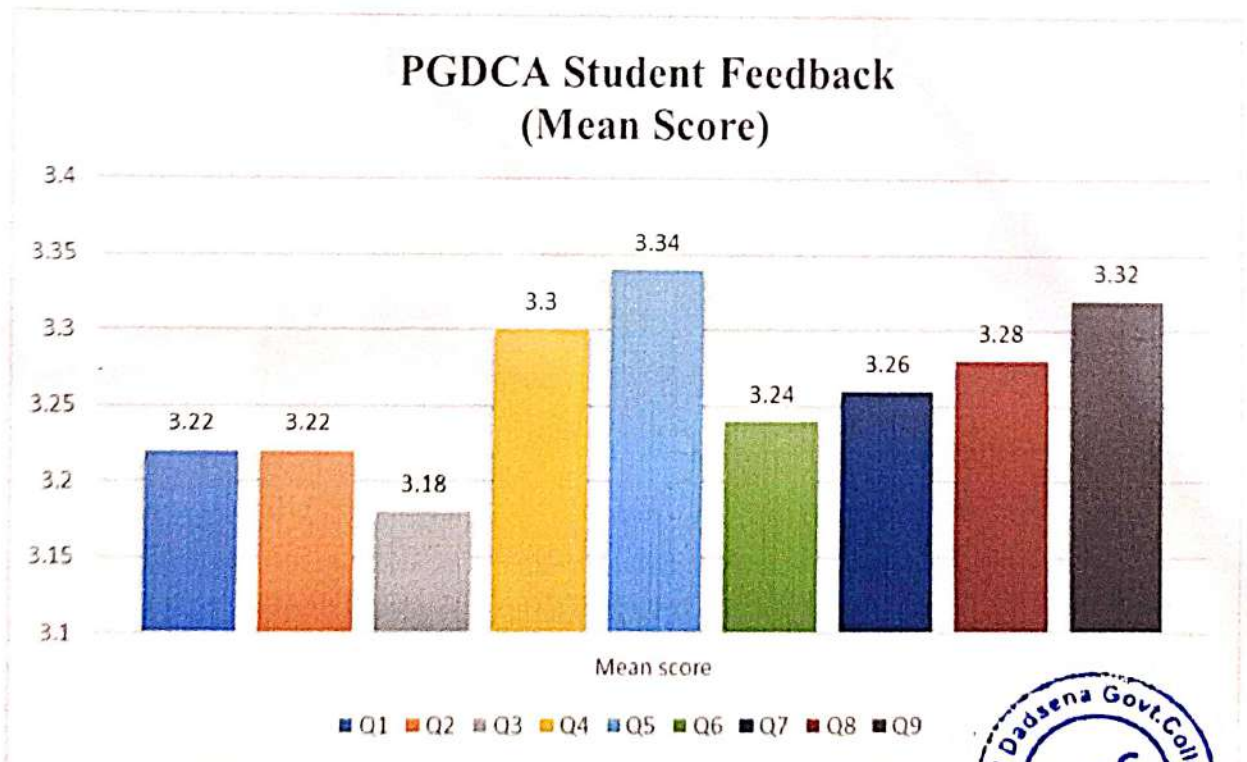


No. of students participating – P.G.D.C.A (50) = Total 50

Student Feedback - P.G.D.C.A

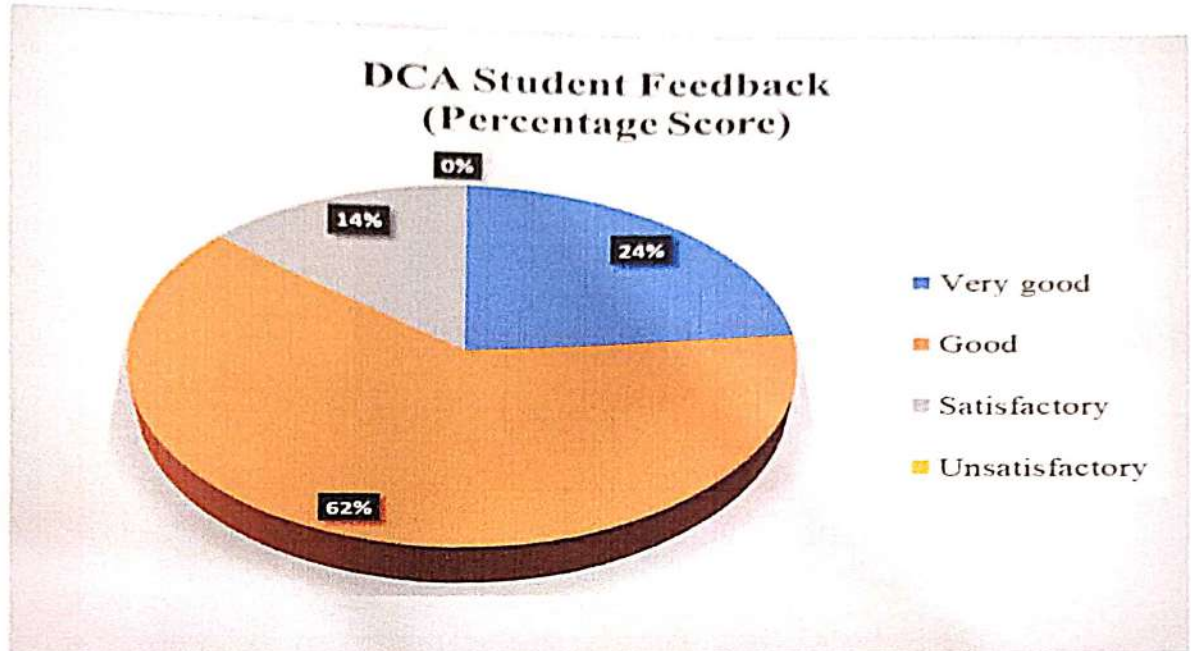


PERCENT RESPONSE

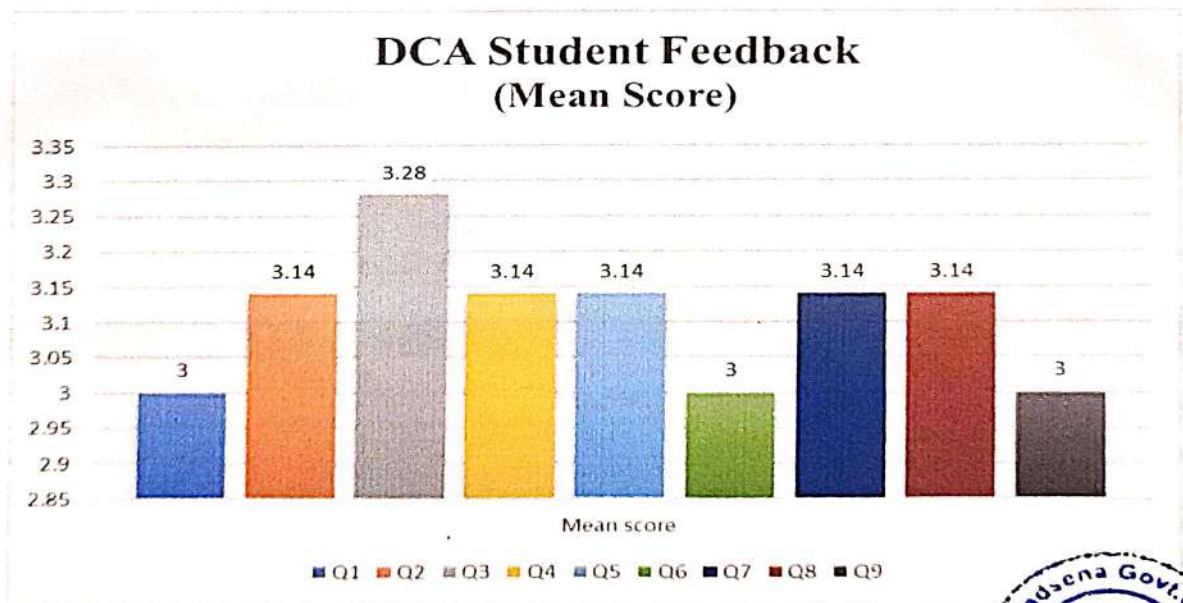


No. of students participating – D.C.A (07) =Total 07

Student Feedback - D.C.A



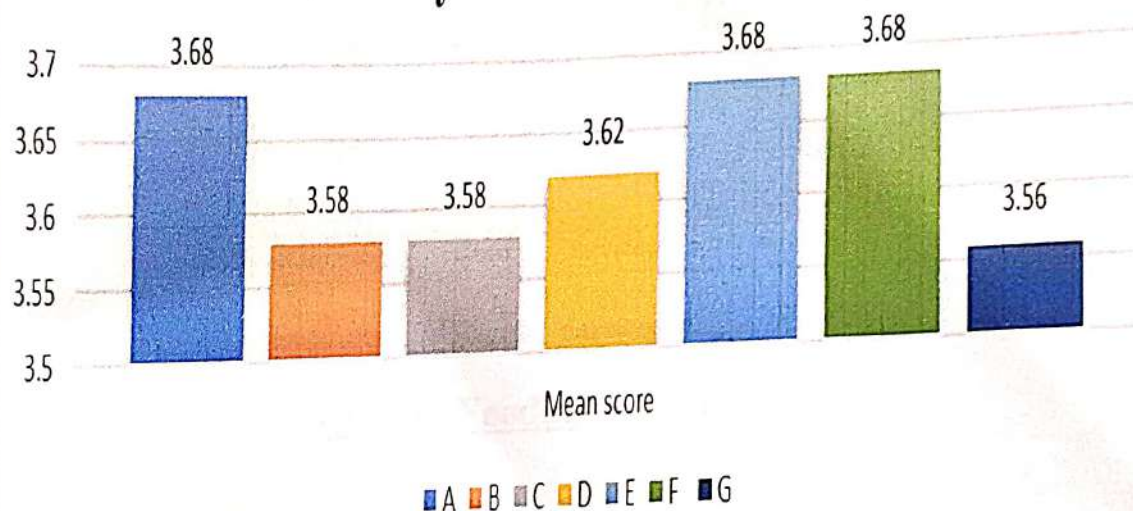
PERCENT RESPONSE



Faculty Student Feedback

Abbreviations	Name of Faculty	Mean Score
A	Dr. S. S. Tiwari	3.68
B	Dr. S. S. Diwan	3.58
C	Dr. Shruti Jha	3.58
D	Dr. Pramila Nagwanshi	3.62
E	Smt. Pratima Chandrakar	3.68
F	Mr. Jitendra Kumar Patel	3.68
G	Mr. Shekhar Kanungo	3.56

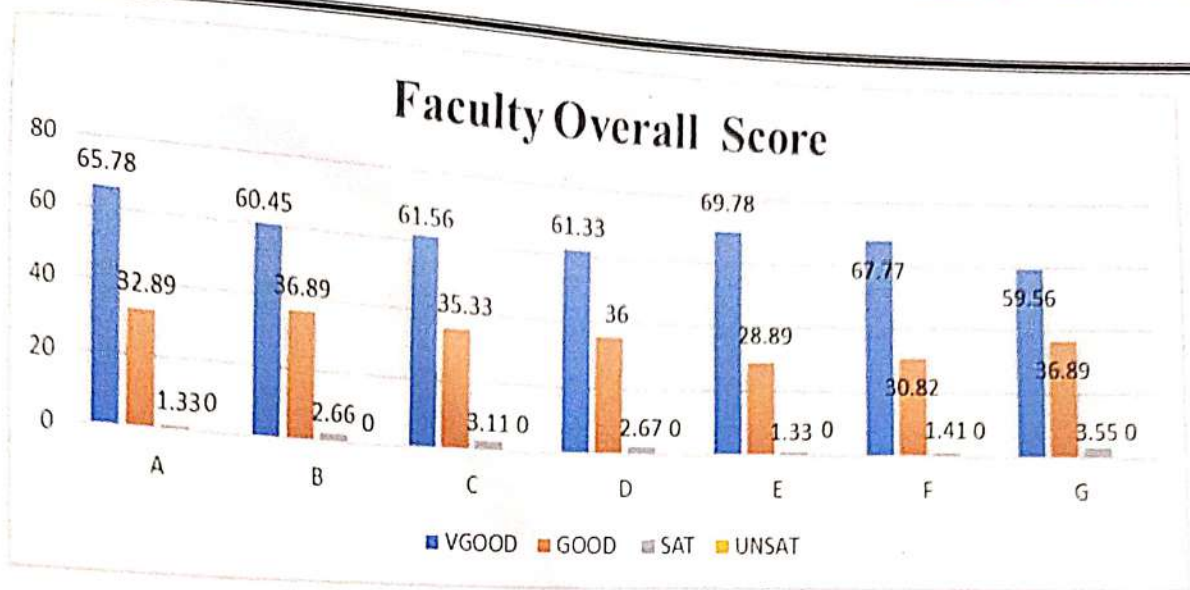
Faculty Student Feedback Faculty Overall Mean Score



PERCENT RESPONSE TO FACULTY

FACULTY	VGOOD	GOOD	SAT	UNSAT
A	65.78	32.89	1.33	0
B	60.45	36.89	2.66	0
C	61.56	35.33	3.11	0
D	61.33	36.00	2.67	0
E	69.78	28.89	1.33	0
F	67.77	30.82	1.41	0
G	59.56	36.89	3.55	0



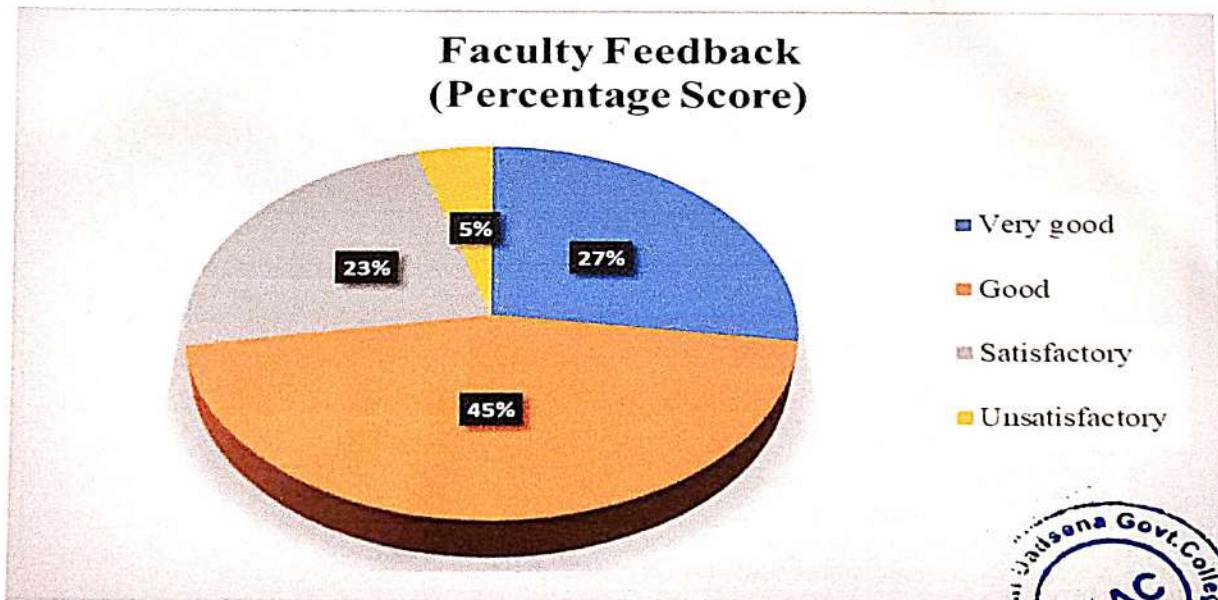


FACULTY FEEDBACK 2021-22

SCORING			
4	3	2	1
A	B	C	D
Very good	Good	Satisfactory	Unsatisfactory

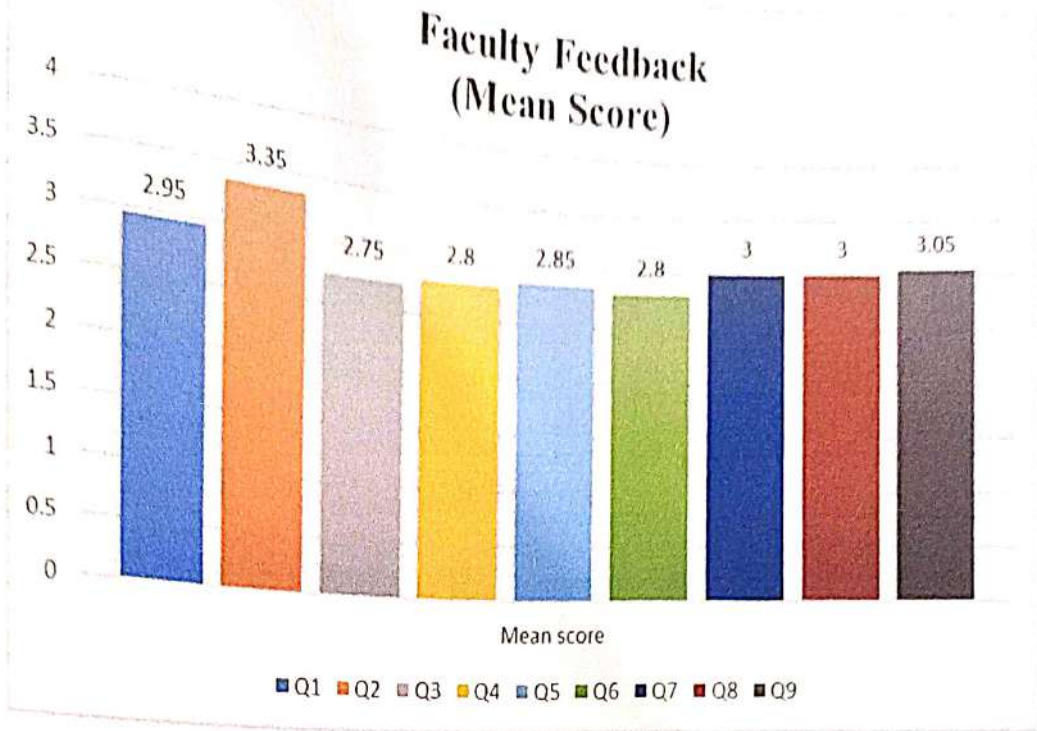
No. of Faculty participating – 20

Faculty Feedback – Academic



PERCENT RESPONSE





ACTION TAKEN REPORT

The overall score given by students and faculty was circulated among the faculty members, guest faculty and JBS faculty to take necessary measures with the request for improvement in teaching.

Name of Faculty

Professor in charge

Feedback

[Signature]
Principal

Chandrapal dadsena Govt.
College Pithora
Distt-Mahasamund(C.G.)

[Signature]



Chandrapal Dadsena
Government College,
Pithora,
Mahasamund (C.G.)

PARENT, ALUMNI & EMPLOYER

Feedback Report

2021-22




Principal
Govt College Pithora
Distt Mahasamund(C G)

Result Analysis & Reports

PARENT FEEDBACK – ACADEMIC

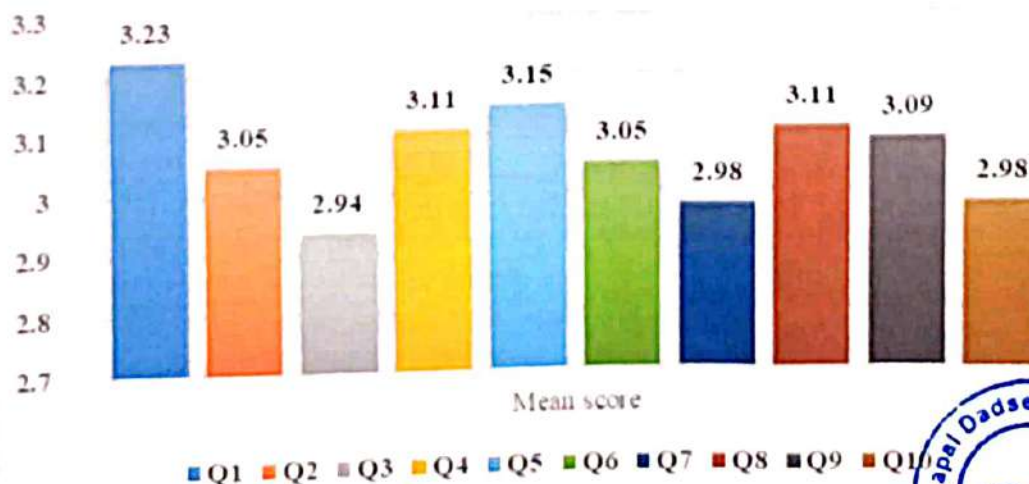
SCORING			
4	3	2	1
A	B	C	D
Very good	Good	Satisfactory	Unsatisfactory

Questions Parent Feedback form

Q. No.	Parameters
Q1	Guidance provided by the teachers for exam preparation
Q2	Contribution of the college in the personality development of the students
Q3	Interest taken by the college management in solving your problems
Q4	The College environment for competitive exams
Q5	The Level of the teacher-student relationship
Q6	The Standard of syllabus prescribed for different classes
Q7	The college's response to your complaints
Q8	The level of teaching of the professors
Q9	Level of personal relationship of the professors with the students
Q10	The status of the college in terms of modern education tools

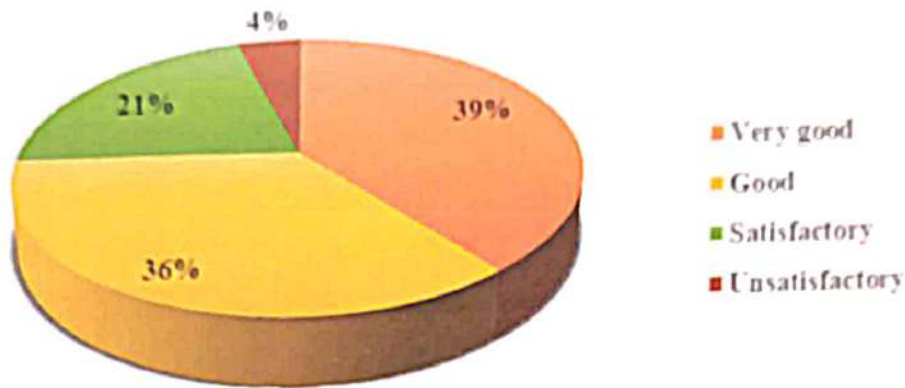
No. of Parents participating = 156

Parent Feedback (Mean Score)



PERCENT RESPONSE

Parent Feedback (Percentage Score)



ALUMNI FEEDBACK – ACADEMIC

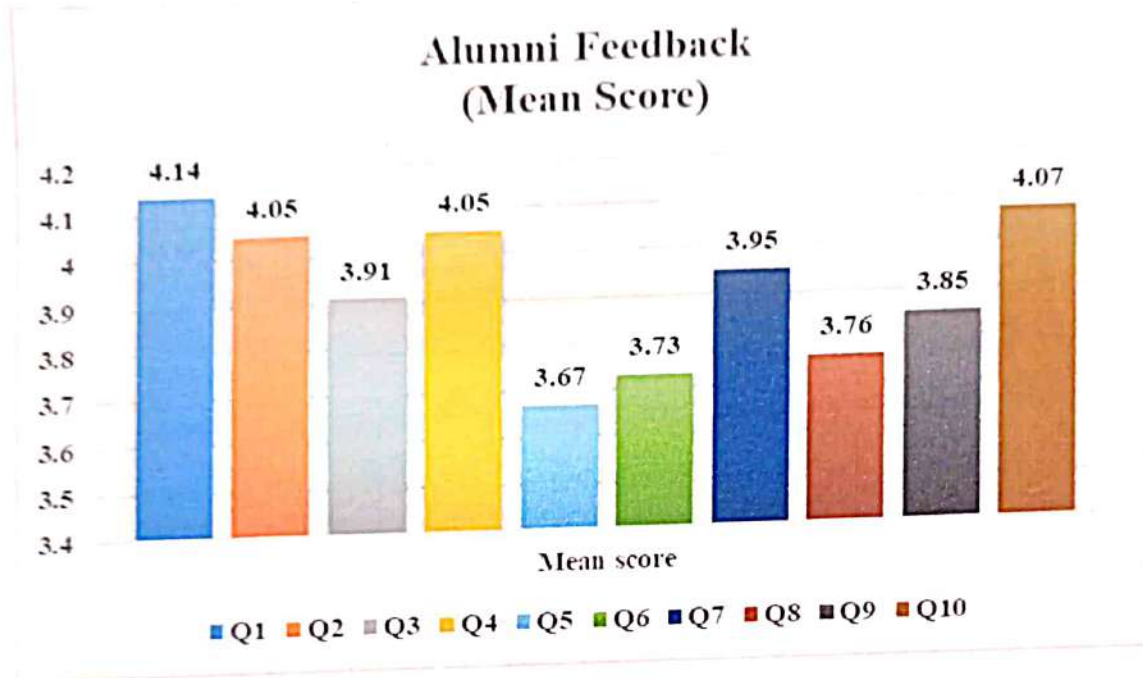
SCORING				
5	4	3	2	1
A	B	C	D	E
Excellent	Very good	Good	Satisfactory	Unsatisfactory

Questions Alumni Feedback form

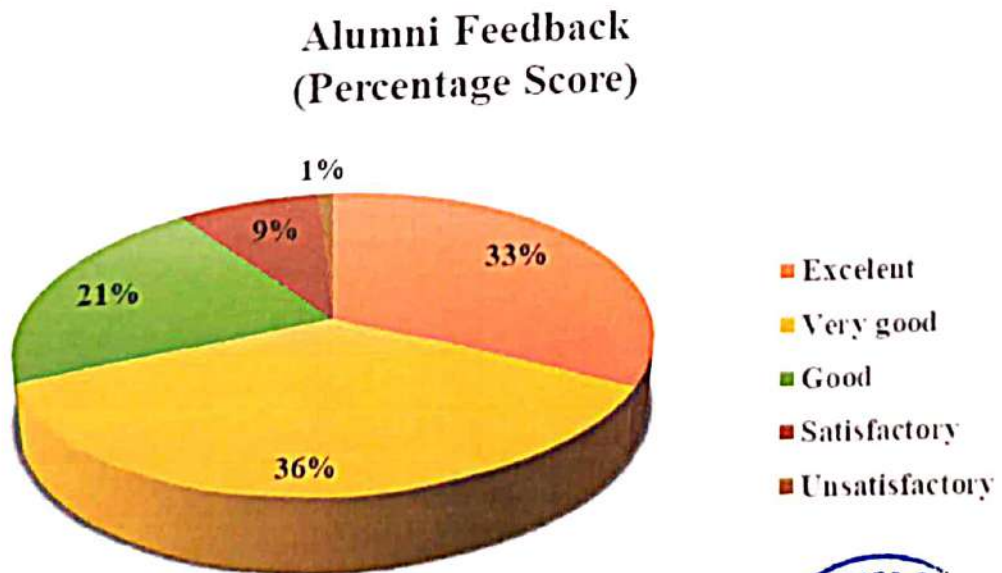
Q. No.	Parameters
Q1	Your experience regarding learning in this college
Q2	Standard of education system in the college
Q3	How was the college management
Q4	The level of guidance from the professors
Q5	Experience with practical work and laboratory staff in the college
Q6	Level of sports system in the college
Q7	Level of improvement in the educational system of the college in the present time as compared to the past
Q8	What was the level of cultural activities in the college
Q9	What was the role of the college in the development of moral values
Q10	How was the behaviour of the professors towards the students



No. of Faculty participating – 68



PERCENT RESPONSE



EMPLOYER FEEDBACK – ACADEMIC

SCORING			
4	3	2	1
A	B	C	D
Very good	Good	Satisfactory	Unsatisfactory

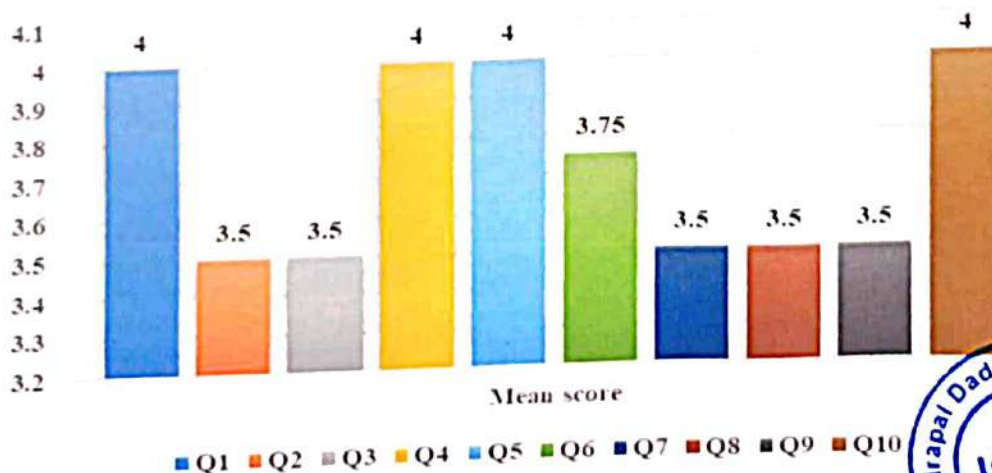
SCORING			
4	3	2	1
A	B	C	D
Yes	Less	No	No Comment

Questions Employer Feedback form

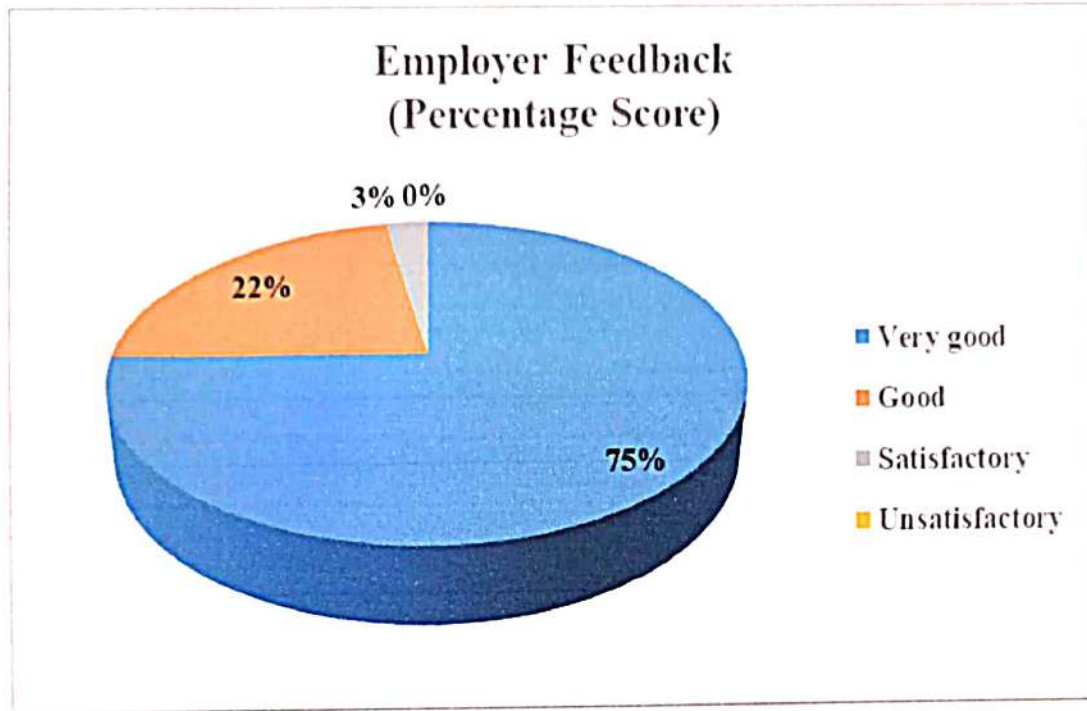
Q. No.	Parameters
Q1	Working level of the employee
Q2	Discipline level of the employee
Q3	Behaviour of the employee with his/her colleagues
Q4	Does the employee use his ability/skills in the interest of the organization
Q5	Are the tasks assigned to the employee completed within the time limit
Q6	Level of use of modern technologies by the employee
Q7	Employee's level of loyalty to towards the organization
Q8	Level of employee's ethics/morality
Q9	Employee's attitude towards the problems that arise
Q10	Personality of the employee

No. of Employer participating = 4

Employer Feedback (Mean Score)



PERCENT RESPONSE



ACTION TAKEN REPORT

The overall feedback and score given by Parents, Alumni & Employer was circulated and discussed among the Regular faculty, Guest faculty and JBS faculty members in general meeting. Advices, suggestions and ideas are taken by members to take necessary measures with a request for improvement.

Name of Faculty
Professor in charge
Feedback



Principal
Govt Collage Pithora
Dist Mahasamund(C.G)

Summary of feedback Analysis: Result, Interpretation & Action Taken Report

Session 2021-22

Students' Overall Rating for the program

Q. No.	Parameters	Very Good	Good	Satisfactory	Unsatisfactory	Total
Q1	Depth of the course content including project work, if any	51.16%	41.29%	7.53%	0%	100%
Q2	Extent of coverage of course	49.62%	41.29%	9.09%	0%	100%
Q3	Applicability / relevance to real life situations	51.69%	40%	8.31%	0%	100%
Q4	Learning value (in terms of knowledge, concepts, manual skills, and analytical abilities and broadening perspectives)	60%	31.95%	8.05%	0%	100%
Q5	Clarity and relevance of textual reading material	57.62%	34.89%	7.49%	0%	100%
Q6	Relevance of additional source material (online/library)	51.95%	41.03%	7.01%	0%	100%
Q7	Extent of effort required by students	55.58%	35.59%	8.83%	0%	100%
Q8	Provision of sufficient time for feedback	53.77%	37.92%	8.31%	0%	100%
Q9	Overall rating	64.16%	28.57%	7.27%	0%	100%
Overall percentage of Student feedback		55.06%	36.95%	7.9%	0%	100%

Duly filled Student feedback forms of 385 students of B.A., B.Sc., B. Com., M.A. (History, English, Hindi. Pol. Science) for the session 2021-22 have been collected offline as well as online through Google form. Results of feedback reveals that 55.06 % students rated the program 'very good', 36.95 % rated it 'good', 7.9% rated it 'satisfactory' and no one finds it 'unsatisfactory'. However, the college is consistently working for improvement.



Suresh
Principal


Chandrapal Dadsena Govt.
College Pithora
(C.G.)

Students' Overall Rating for the teachers

Q. No.	Parameters	Very Good	Good	Satisfactory	Unsatisfactory	Total
Q1	Knowledge base of the teacher (as perceived by student)	65.43%	32%	2.57%	0%	100%
Q2	Communication Skills (in terms of articulation and comprehensibility)	66%	31.71%	2.29%	0%	100%
Q3	Sincerity / Commitment of the teacher	58.57%	38.57%	2.86%	0%	100%
Q4	Interest generated by the teacher	66.29%	32.29%	1.42%	0%	100%
Q5	Ability to integrate course material with environment/other issues, to provide a broader perspective	60.29%	37.42%	2.29%	0%	100%
Q6	Ability to integrate content with other courses	59.43%	37.71%	2.86%	0%	100%
Q7	Accessibility of the teacher in and out of the class (includes availability of the teacher to motivate further study and discussion outside class)	64.29%	32.86%	2.85%	0%	100%
Q8	Ability to design quizzes/Tests/ assignments/ examinations and projects to evaluate students understanding of the course	60.86%	36.57%	2.57%	0%	100%
Q9	Overall rating	73.14%	26%	0.86%	0%	100%
	Overall percentage of Students' feedback	63.81%	33.91%	2.28%	0%	100%

In Students' feedback for teachers, results of feedback reveal that students rated all the teachers 'satisfactory' and above. In teaching skills of teachers 63.81% of students rated 'very good' 33.91% rated it 'good', 2.28% rated it 'satisfactory' and 0% 'unsatisfactory' and students are also satisfied with the online teaching of the faculties. However, these remains always a scope for improvement and college always works for it.




 Principal
 Chandrapal dadsena Govt.
 College Pithora
 Distt-Mahasamund(C.G.)

Teachers' Overall Rating for the program

Q. No.	Parameters	Very Good	Good	Satisfactory	Unsatisfactory	Total
Q1	Depth of the course content including project work, if any	20%	55%	25%	0%	100%
Q2	Extent of coverage of course	40%	55%	5%	0%	100%
Q3	Applicability / relevance to real life situations	15%	45%	40%	0%	100%
Q4	Learning value (in terms of knowledge, concepts, manual skills, and analytical abilities and broadening perspectives)	20%	40%	40%	0%	100%
Q5	Clarity and relevance of textual reading material	25%	55%	0%	20%	100%
Q6	Relevance of additional source material (online/library)	40%	20%	20%	20%	100%
Q7	Extent of effort required by students	30%	40%	30%	0%	100%
Q8	Provision of sufficient time for feedback	30%	40%	30%	0%	100%
Q9	Overall rating	25%	55	20	0%	100%
Overall percentage of Teachers' feedback		27.22%	45%	23.33%	4.44%	100%

Duly filled Teachers' feedback forms from 20 teachers of B.A., B.Sc., B. Com., M.A. (History, English, Hindi. Pol. Science) Program for the session 2021-22 have been collected offline. Results of feedback reveals that 27.22 % teachers believe that program is 'very good', 45% find it 'good', 23.33% find it 'satisfactory' and 4.4% find it 'unsatisfactory'. 4.4% teachers who find it unsatisfactory, rated 'unsatisfactory' in respect of 'Clarity and relevance of textual reading material' & 'Relevance of additional source material' (online/library) due to unavailability of library teacher in the college. The matter is informed to the higher authority for improvement. From this session a new library teacher is recruited by higher education department. So, problem will no longer continue in future and it will be helpful to teachers.

[Signature]
Principal

Chandrapal dadsena Govt.
College Pithora
Distt-Mahasamund(C.G.)




Parents' Feedback Overall Rating

Q. No.	Parameters	Very Good	Good	Satisfactory	Unsatisfactory	Total
Q1	Guidance provided by the teachers for exam preparation	37.82%	49.36%	10.90%	1.92%	100%
Q2	Contribution of the college in the personality development of the students	27.56%	53.86%	14.74%	3.84%	100%
Q3	Interest taken by the college management in solving your problems	21.79%	54.49%	19.87%	3.85%	100%
Q4	The College environment for competitive exams	31.42%	51.92%	13.46%	3.20%	100%
Q5	The Level of the teacher-student relationship	31.42%	55.76%	9.62%	3.20%	100%
Q6	The Standard of syllabus prescribed for different classes	26.29%	55.12%	16.67%	1.92%	100%
Q7	The college's response to your complaints	26.92%	47.44%	22.44%	3.20%	100%
Q8	The level of teaching of the professors	30.78%	51.92%	15.38%	1.92%	100%
Q9	Level of personal relationship of the professors with the students	28.21%	55.77%	13.46%	2.56%	100%
Q10	The status of the college in terms of modern education tools	25.65%	53.21%	15.38%	5.76%	100%
Overall percentage of Parents' feedback		28.79%	52.88%	15.19%	3.14%	100%

Duly filled Parents' feedback forms from 156 Parents for the session 2021-22 have been collected online. Results of feedback reveals that 28.79 % parents rated it 'very good', 52.88% find it 'good', 15.19% find it 'satisfactory' and 3.14% find it 'unsatisfactory'. 3.14% of parents who find it unsatisfactory, rated 'unsatisfactory' in respect of 'Contribution of the college in the personality development of the students', which is due to covid situation. Lack of interaction and coordination couldn't make it happen, & unsatisfaction for 'The status of the college in terms of modern education tools' is due to unawareness of parents who do not visit colleges with their wards as majority of parents are either farmers or agricultural labourers who live in villages and busy with their daily course. They do not come even if called or invited.




 Principal
 Chandrapal dadsena Govt.
 College Pithora
 Dist-Mahasamund(C.G.)

Alumni's Feedback Overall Rating

Q. No.	Parameters	Excellent	Very Good	Good	Satisfactory	Unsatisfactory	Total
Q1	Your experience regarding learning in this college	41.18%	36.76%	17.65%	4.41%	0%	100%
Q2	Standard of education system in the college	38.24%	35.29%	20.59%	5.88%	0%	100%
Q3	How was the college management	33.82%	33.82%	22.07%	10.29%	0%	100%
Q4	The level of guidance from the professors	36.78%	41.17%	13.23%	8.82%	0%	100%
Q5	Experience with practical work and laboratory staff in the college	20.59%	38.23%	30.88%	8.83%	1.47%	100%
Q6	Level of sports system in the college	27.94%	32.36%	25%	14.70%	0%	100%
Q7	Level of improvement in the educational system of the college in the present time as compared to the past	33.85%	38.22%	19.11%	7.35%	1.47%	100%
Q8	What was the level of cultural activities in the college	29.43%	33.82%	23.52%	10.29%	2.94%	100%
Q9	What was the role of the college in the development of moral values	29.42%	39.71%	20.58%	7.35%	2.94%	100%
Q10	How was the behaviour of the professors towards the students	39.72%	33.82%	20.58%	5.88%	0%	100%
Overall percentage of Alumni's feedback		33.08%	36.34%	21.32%	8.38%	0.88%	100%

Duly filled Alumni's feedback forms from 68 Alumni for the session 2021-22 have been collected online. All the alumni feel proud as the students of this college. Results of feedback reveals that 33.08 % alumni rated it 'Excellent', 36.34% find it 'very good', 21.32% find it 'good', 8.38% find it 'satisfactory' and 0.88% find it 'unsatisfactory'. Their suggestions are welcomed & college is consistently working for improvement.

[Signature]
Principal

Chandrapal dadsena Govt.
College Pithora
Pithora (C.G.)



Employer's Feedback Overall Rating

Q. No.	Parameters	Very Good	Good	Satisfactory	Unsatisfactory	Total
Q1	Working level of the employee	100%	0%	0%	0%	100%
Q2	Discipline level of the employee	50%	50%	0%	0%	100%
Q3	Behavior of the employee with his/her colleagues	75%	0%	25%	0%	100%
Q4	Does the employee use his ability/skills in the interest of the organization	100%	0%	0%	0%	100%
Q5	Are the tasks assigned to the employee completed within the time limit	100%	0%	0%	0%	100%
Q6	Level of use of modern technologies by the employee	75%	25%	0%	0%	100%
Q7	Employee's level of loyalty to towards the organization	50%	50%	0%	0%	100%
Q8	Level of employee's ethics/morality	50%	50%	0%	0%	100%
Q9	Employee's attitude towards the problems that arise	50%	50%	0%	0%	100%
Q10	Personality of the employee	100%	0%	0%	0%	100%
Overall percentage of Employer's feedback		75%	22.5%	2.5%	0%	100%

Duly filled Employers' feedback forms for the session 2021-22 have been collected online. All the employers are satisfied with their employees (students of this college) in terms of their skills, behaviour, performance, personality, loyalty, moral & ethics. Results of feedback reveals that 75 % employers rated it 'very good', 22.5% find it 'good', 2.5% find it 'satisfactory' and no one find it 'unsatisfactory'. Their suggestions are welcomed & college is consistently working for overall improvement of the present batches.

Action Taken by Feedback Committee

The feedback has been taken from students for their respective courses and faculties, parents, alumni, & employer. Suggestions and problems discussed in staff council meeting. Problem and suggestion have been resolved through proper discussion and actions were taken for betterment. In staff council meeting feedback of faculties and their performance were discussed. All faculties were advised to conduct extra classes and try to resolve the difficulties of students and modify teaching styles as per the present needs.

[Signature]
Principal

Chandrapal dadsena Govt.
College Pithora
Distt-Mahasamund(C.G.)

